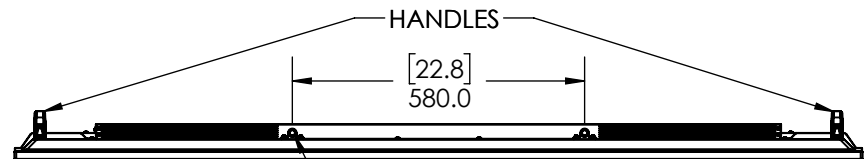


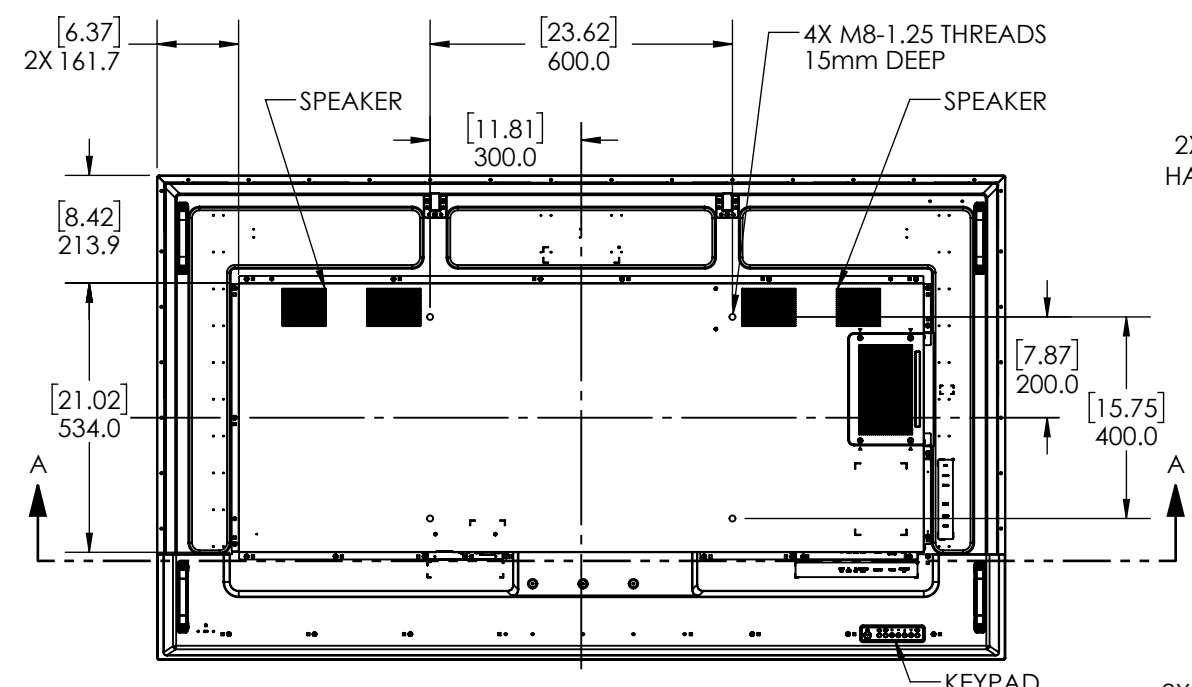
DETAIL D  
SCALE 1 : 4



HANDLES

[22.8]  
580.0

2X M10-1.5 THREADS  
32mm DEEP MAX

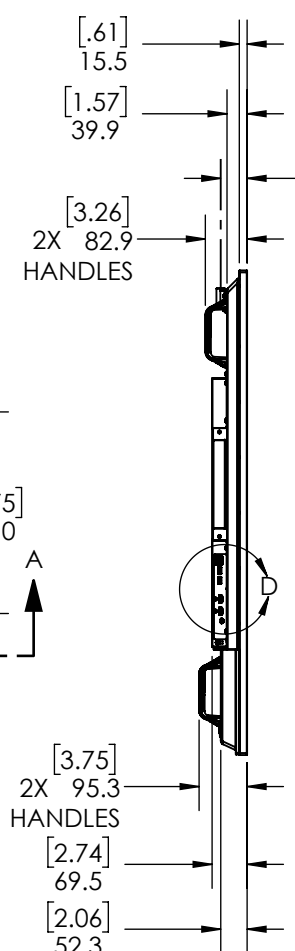


SPEAKER

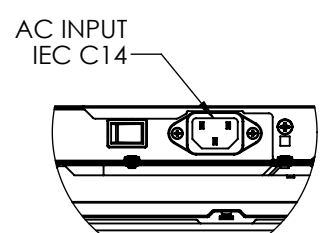
SPEAKER

4X M8-1.25 THREADS  
15mm DEEP

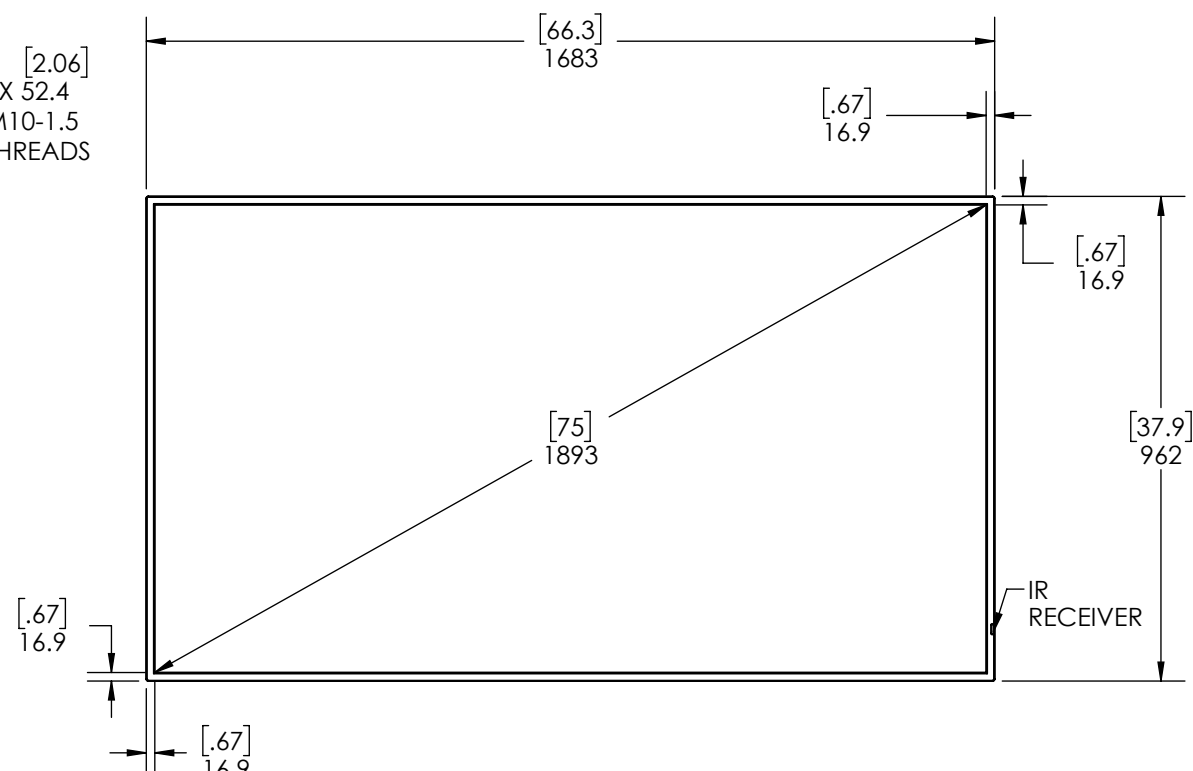
KEYPAD



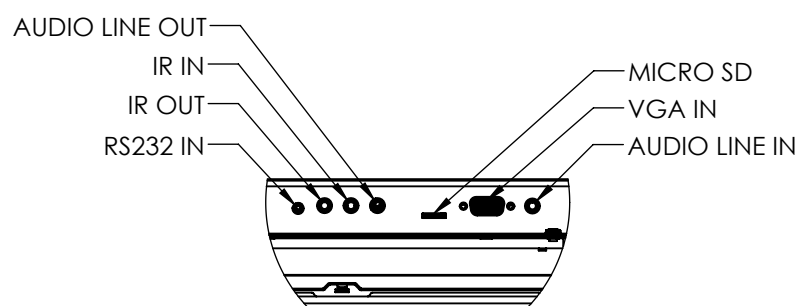
2X 52.4  
M10-1.5  
THREADS



DETAIL B  
SCALE 1 : 4



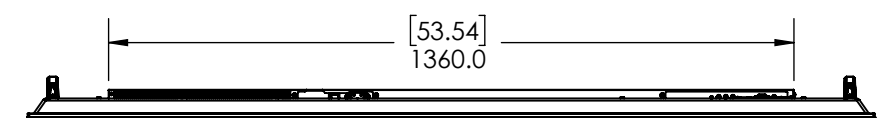
IR  
RECEIVER



DETAIL C  
SCALE 1 : 4



SECTION A-A



2. THE TERMS HDMI®, HDMI HIGH-DEFINITION MULTIMEDIA INTERFACE, HDMI TRADE DRESS AND THE HDMI LOGOS ARE TRADEMARKS OR REGISTERED TRADEMARKS OF HDMI LICENSING ADMINISTRATOR, INC.  
1. SPECIFICATIONS SUBJECT TO CHANGE WITHOUT NOTICE

NOTES: UNLESS OTHERWISE SPECIFIED



PLANAR SYSTEMS, INC.  
1195 NE COMPTON DRIVE  
HILLSBORO, OR 97006 USA

THIS DRAWING CONTAINS INFORMATION PROPRIETARY TO PLANAR SYSTEMS, INC. ANY REPRODUCTION IN PART OR WHOLE WITHOUT THE WRITTEN PERMISSION OF PLANAR SYSTEMS IS PROHIBITED. THIS DRAWING IS SUPPLIED FOR INFORMATION, IDENTIFICATION, ENGINEERING, EVALUATION, AND/OR INSPECTION PURPOSES ONLY AND MAY NOT BE USED AS BASIS FOR THE MANUFACTURING OF PRODUCTS OR THE FURNISHING OF SERVICES TO PLANAR SYSTEMS OR TO ANY THIRD PARTY UNLESS AUTHORIZED IN WRITING BY PLANAR SYSTEMS.

PRODUCT  
SLM752

PART NO.  
998-3478-XX

SHEET TITLE  
PRODUCT OUTLINE

UNLESS OTHERWISE SPECIFIED DIMENSIONS ARE IN MILLIMETERS [INCHES].

DRAWN BY  
CJJ  
DRAWN DATE  
29 Sep 23  
SHEET  
1 OF 1  
SHEET SIZE  
B  
REVISION  
A